

Scaled data based on original data using  
LM-79-08 Approved Method: Electrical and Photometric Measurements of Solid-  
State Lighting Products

Test Report Prepared for  
Cooper Lighting Solutions  
(formerly Eaton)

Brand: STREETWORKS

Report Number: P300723

Luminaire Tested: **GAA-AF-01-LED-U-AFL-600-HSS**

Issue Date: 3/3/2020

**Test Information**

Test Method: LM-79-08  
Report Number: P300723  
TEST IS SCALED FROM IESNA LM-79-08 TEST DATA (P24297)  
Test Lab: INNOVATION CENTER P2  
Issue Date: 3/3/2020  
Manufacturer: COOPER LIGHTING SOLUTIONS (FORMERLY EATON)  
Product Line: STREETWORKS  
Catalog Number: GAA-AF-01-LED-U-AFL-600-HSS  
Description: GALLEONNAIRE AREA AND ROADWAY LUMINAIRE  
(1) 70 CRI, 4000K CCT 600mA LIGHTSQUARE WITH 16 LEDS EACH AND Automotive Frontline WITH HOUSESIDE SHIELD OPTICS  
Light Source: -  
Ballast/Driver: -

**Summary**

Lumens per Lamp: N/A  
Luminaire Lumens: 3053.3 lumens  
Efficiency: N/A  
Efficacy: 89.8 lumens/watt  
Luminous Opening: Rectangular (W 0.5' x L: 0.5' x H: 0')  
IES Classification: Type II - Short - Full Cutoff  
BUG Rating: B0 - U0 - G0  
  
Input Watts (W): 34  
Input Voltage (V): NR  
Input Current (Ain): NR  
Voltage Rise (V): NR  
Power Factor: NR  
Total Harmonic Distortion (THDi): NR  
Frequency (hertz): 60  
Stabilization Time: NR  
Operation Time: NR  
Ambient Temperature (°C): NR  
Test Distance: 28.75 FT

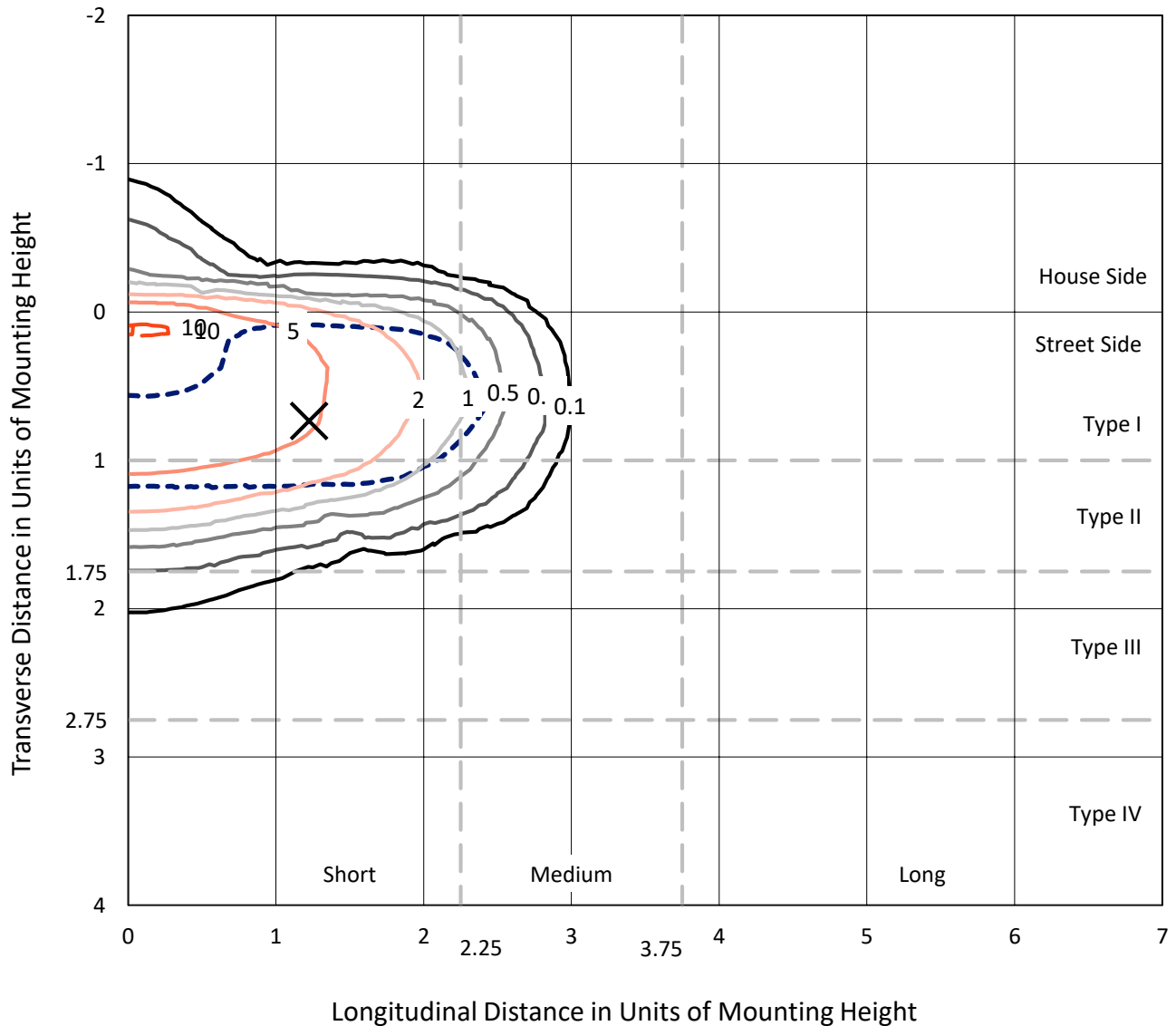


REPORT NUMBER: P300723

CATALOG NUMBER: GAA-AF-01-LED-U-AFL-600-HSS

### Iso-Footcandle Lines of Horizontal Illumination

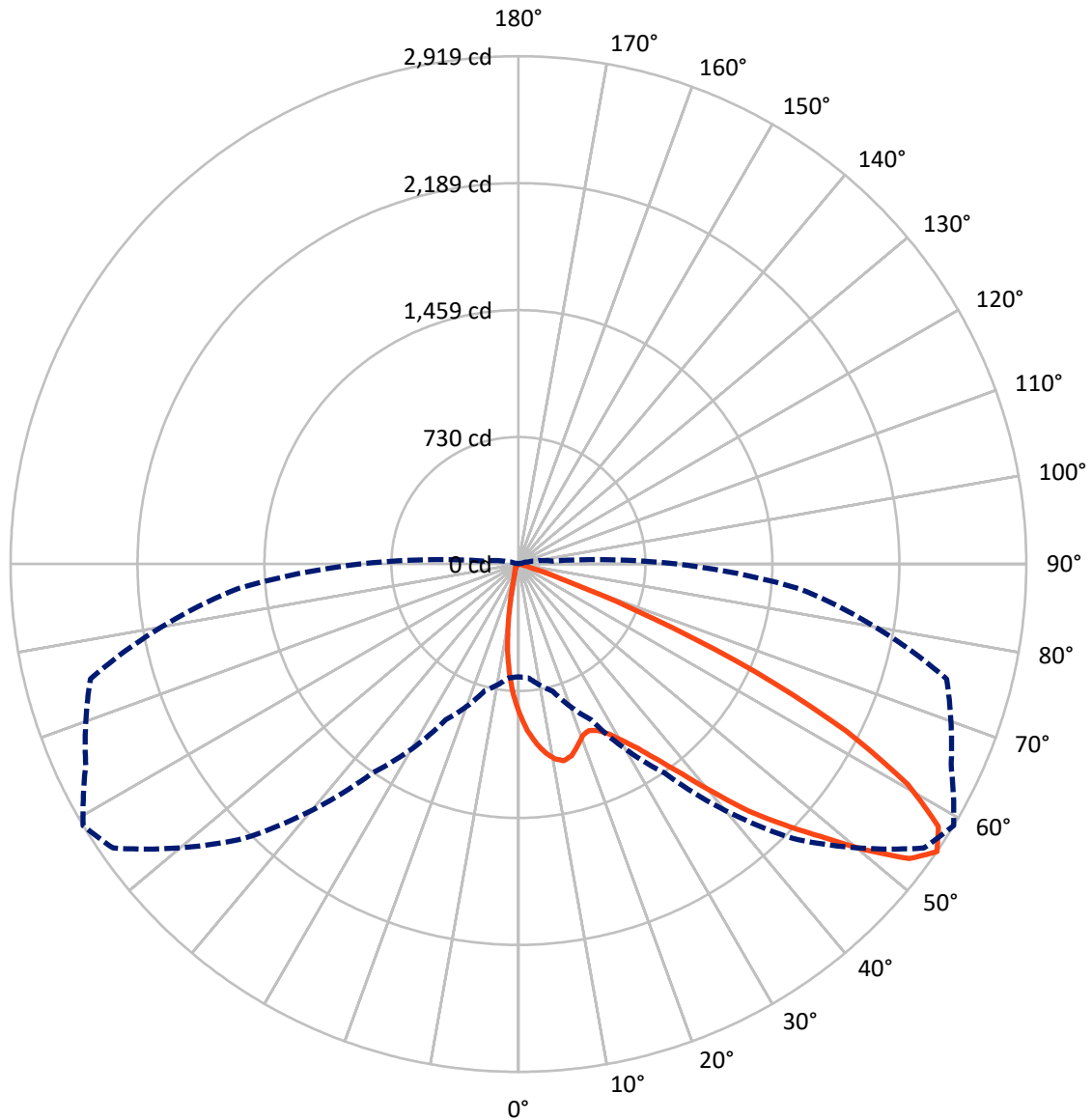
✕ Max cd  
 - - - 1/2 Max cd



Based on 10 foot mounting height. Maximum calculated value = 10.7 fc  
 Type II - Short - Full Cutoff

REPORT NUMBER: P300723  
CATALOG NUMBER: GAA-AF-01-LED-U-AFL-600-HSS

### Luminous Intensity Polar Plot



— Vertical Plane Through 59-Deg Lateral    - - - Horizontal Cone Through 55-Deg Vertical

REPORT NUMBER: P300723

CATALOG NUMBER: GAA-AF-01-LED-U-AFL-600-HSS

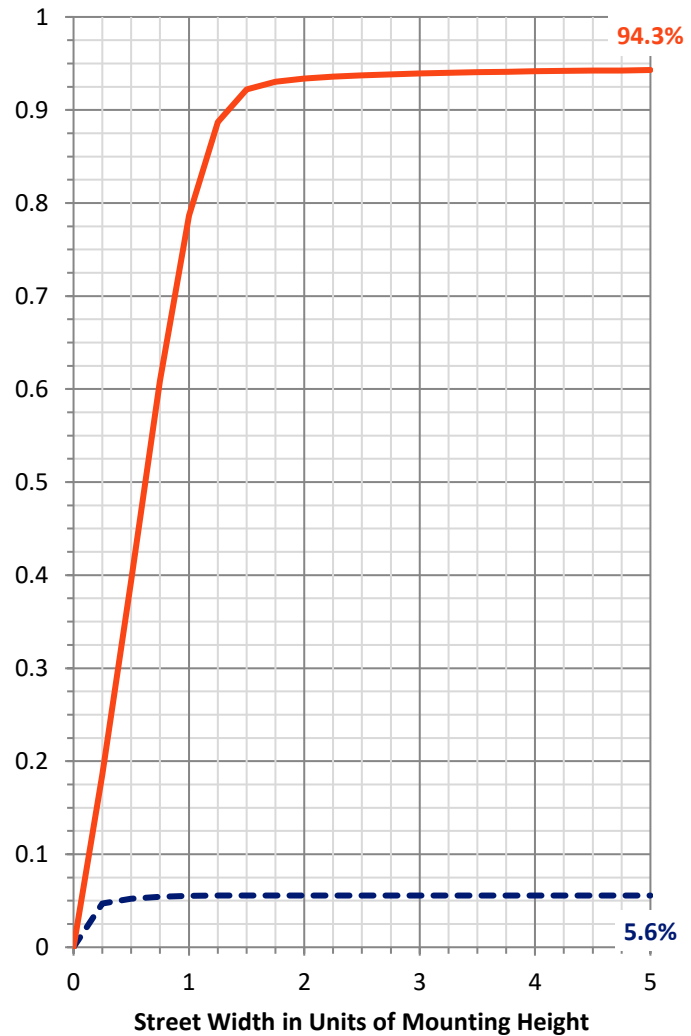
**FLUX DISTRIBUTION:**

		Downward	Upward	Total
<b>House Side</b>	Lumens	170.6	0.0	170.6
	% Fixture	5.6	0.0	5.6
<b>Street Side</b>	Lumens	2882.8	0.0	2882.8
	% Fixture	94.4	0.0	94.4
<b>Total</b>	Lumens	3053.3	0.0	3053.3
	% Fixture	100.0	0.0	100.0

**Coefficient of Utilization**

**ZONAL LUMENS:**

Zone	Lumens	% Fixture
0°-10°	72.0	2.4
10°-20°	172.4	5.6
20°-30°	293.3	9.6
30°-40°	504.4	16.5
40°-50°	778.8	25.5
50°-60°	782.9	25.6
60°-70°	401.5	13.1
70°-80°	43.5	1.4
80°-90°	4.5	0.1
90°-100°	0.0	0.0
100°-110°	0.0	0.0
110°-120°	0.0	0.0
120°-130°	0.0	0.0
130°-140°	0.0	0.0
140°-150°	0.0	0.0
150°-160°	0.0	0.0
160°-170°	0.0	0.0
170°-180°	0.0	0.0
0°-90°	3053.3	100.0
0°-180°	3053.3	100.0



--- HS    — SS

REPORT NUMBER: P300723

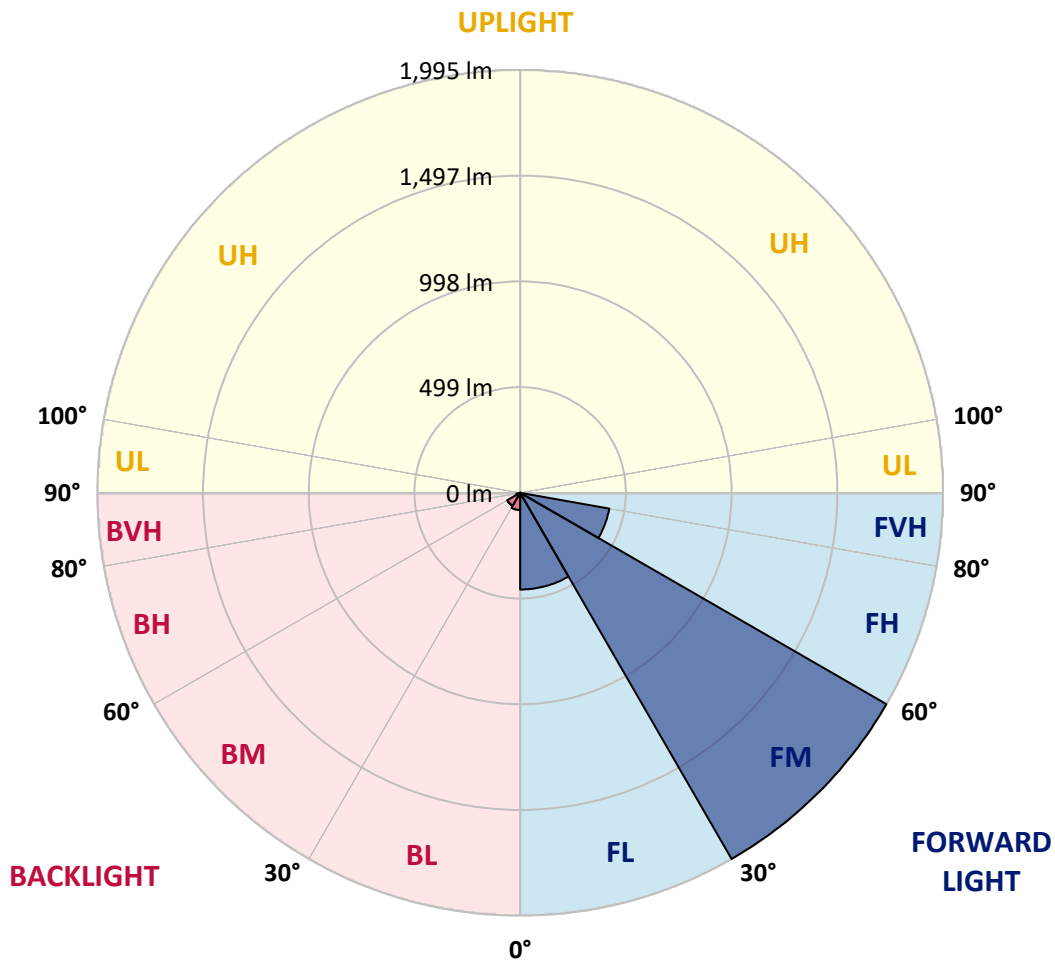
CATALOG NUMBER: GAA-AF-01-LED-U-AFL-600-HSS

**LUMINAIRE CLASSIFICATION SYSTEM LUMEN TABLE AND BUG RATING:**

Zone		Lumens	% Fixture	Zone Rating/Lumen Limit		
				B	U	G
FL	(0°-30°)	456.3	14.9			
FM	(30°-60°)	1995.3	65.3			
FH	(60°-80°)	426.7	14.0			G0/660
FVH	(80°-90°)	4.5	0.1			G0/10
BL	(0°-30°)	81.4	2.7	B0/110		
BM	(30°-60°)	70.8	2.3	B0/220		
BH	(60°-80°)	18.3	0.6	B0/110		G0/110
BVH	(80°-90°)	0.1	0.0			G0/10
UL	(90°-100°)	0.0	0.0		U0/0	
UH	(100°-180°)	0.0	0.0		U0/0	

**BUG Rating: B0-U0-G0**

Type II Short





REPORT NUMBER: P300723

CATALOG NUMBER: GAA-AF-01-LED-U-AFL-600-HSS

**CANDELA DISTRIBUTION (FULL):**

	0°	5°	15°	25°	35°	45°	55°	59°	65°	75°	85°
0°	859.5	859.5	859.5	859.5	859.5	859.5	859.5	859.5	859.5	859.5	859.5
2.5°	1017.0	1006.2	1002.9	1000.8	990.9	978.4	961.5	953.6	937.3	911.2	879.1
5°	1110.1	1108.2	1101.0	1097.0	1086.4	1068.7	1041.7	1028.7	1002.9	959.0	901.5
7.5°	1069.4	1081.9	1091.8	1108.3	1129.2	1128.5	1105.8	1092.3	1063.5	1005.5	926.4
10°	912.1	922.2	938.4	976.1	1052.8	1120.6	1147.3	1137.5	1114.5	1048.2	950.3
12.5°	881.3	880.2	883.1	894.1	934.3	1030.9	1140.2	1159.9	1155.2	1087.3	973.0
15°	897.7	896.4	896.1	899.9	909.6	950.3	1087.4	1143.8	1180.1	1123.5	992.3
17.5°	943.7	938.2	935.4	932.3	929.4	939.5	1024.0	1099.0	1183.8	1155.2	1008.3
20°	1022.4	1013.4	1002.8	985.5	969.2	964.2	997.3	1052.8	1170.3	1179.3	1018.8
22.5°	1121.3	1109.8	1091.4	1059.9	1026.9	1007.8	1010.5	1038.3	1150.1	1205.6	1023.7
25°	1232.5	1217.7	1193.2	1149.4	1101.0	1067.1	1049.4	1059.2	1141.0	1236.5	1029.2
27.5°	1351.6	1335.2	1303.1	1243.5	1188.5	1142.8	1106.7	1105.5	1156.6	1276.8	1038.3
30°	1469.6	1467.1	1425.3	1362.2	1289.4	1233.8	1181.9	1175.2	1200.4	1332.7	1056.1
32.5°	1627.1	1608.2	1557.0	1492.1	1408.2	1341.3	1279.9	1264.4	1267.6	1397.7	1083.7
35°	1825.7	1805.0	1732.9	1643.3	1549.4	1470.5	1402.6	1381.5	1373.6	1504.2	1130.1
37.5°	1954.0	1953.6	1908.4	1817.2	1716.5	1629.5	1555.6	1530.9	1514.9	1632.9	1202.2
40°	1957.4	1965.9	1971.8	1970.9	1899.2	1819.0	1753.4	1723.0	1685.7	1804.8	1295.4
42.5°	1852.3	1874.2	1926.6	2015.6	2058.1	2026.2	1970.9	1941.0	1885.5	1988.8	1408.9
45°	1710.4	1725.5	1817.2	1981.2	2144.3	2231.6	2189.5	2136.0	2062.8	2180.7	1510.7
47.5°	1646.8	1649.5	1708.7	1888.7	2150.7	2399.9	2425.5	2338.5	2223.9	2335.3	1590.4
50°	1456.7	1461.5	1543.3	1728.6	2074.7	2479.4	2662.7	2580.1	2399.6	2454.4	1619.4
52.5°	1097.9	1104.7	1208.5	1465.3	1865.7	2445.5	2832.4	2812.4	2592.0	2512.6	1621.0
55°	647.8	656.8	755.9	986.4	1467.5	2230.0	2845.0	2918.5	2743.9	2547.0	1618.5
57.5°	302.5	308.8	365.6	508.1	912.7	1762.4	2655.1	2845.7	2827.7	2565.2	1636.3
60°	160.7	162.5	176.2	220.0	412.5	1117.5	2284.4	2569.7	2751.3	2590.4	1658.1
62.5°	122.9	123.4	122.7	127.9	173.3	496.1	1726.8	2112.5	2443.7	2571.5	1634.0
65°	106.5	107.4	102.3	101.1	111.2	176.9	1025.8	1505.8	1920.3	2316.2	1469.4
67.5°	95.5	95.9	89.7	84.5	86.3	95.7	404.7	824.4	1271.1	1697.7	1065.1
70°	87.9	87.6	80.9	72.6	70.3	65.4	128.7	302.2	607.4	860.9	495.3
72.5°	77.8	78.0	74.8	64.0	58.4	45.8	59.6	88.1	181.3	234.6	116.0
75°	69.0	68.1	64.1	57.3	48.1	30.1	29.6	39.3	55.9	55.5	25.0
77.5°	49.9	49.0	50.3	47.0	36.9	19.5	14.8	18.9	22.7	22.0	7.0
80°	36.6	36.0	32.4	39.1	32.6	13.3	9.2	10.1	11.7	9.9	2.2
82.5°	25.0	24.9	22.9	21.6	18.6	8.1	5.8	6.3	7.6	5.6	1.1
85°	4.0	4.5	16.6	13.2	11.0	3.6	4.0	4.3	5.0	3.1	0.4
87.5°	0.0	0.0	7.7	6.8	2.2	1.4	2.3	2.5	2.5	1.6	0.0
90°	0.0	0.0	0.0	0.0	0.0	0.0	0.0	0.0	0.0	0.0	0.0



REPORT NUMBER: P300723

CATALOG NUMBER: GAA-AF-01-LED-U-AFL-600-HSS

**CANDELA DISTRIBUTION (continued):**

	90°	95°	105°	115°	125°	135°	145°	155°	165°	175°	180°
0°	859.5	859.5	859.5	859.5	859.5	859.5	859.5	859.5	859.5	859.5	859.5
2.5°	862.7	844.7	811.4	777.0	745.1	707.1	680.9	661.3	638.6	632.5	645.8
5°	868.7	834.6	762.9	684.9	611.6	530.3	468.1	418.9	374.4	359.3	373.0
7.5°	878.1	827.4	710.5	582.0	454.4	327.6	240.7	183.6	147.2	136.4	142.2
10°	887.4	817.0	649.8	460.2	285.8	159.5	103.8	82.9	75.1	73.5	74.4
12.5°	895.2	802.9	575.7	327.2	152.8	85.4	67.9	64.5	63.4	63.4	63.8
15°	899.9	781.7	488.0	208.1	87.9	64.5	59.3	58.2	58.2	58.4	58.7
17.5°	899.3	754.6	391.9	126.0	65.8	57.1	54.1	53.2	53.0	53.3	53.5
20°	892.7	719.3	295.5	83.1	57.3	52.1	49.0	47.4	47.2	47.6	47.9
22.5°	880.0	675.7	211.4	64.0	51.7	47.2	43.4	42.0	42.0	42.3	42.7
25°	864.7	622.4	144.5	54.2	46.7	42.0	38.4	37.1	37.5	38.4	38.6
27.5°	845.6	562.4	98.2	46.5	40.5	36.8	34.1	33.2	34.1	35.3	35.7
30°	829.2	499.8	70.1	40.2	34.4	31.7	30.1	30.1	31.4	33.7	34.2
32.5°	816.6	439.3	54.1	35.5	29.9	27.6	26.7	27.6	29.6	31.9	32.4
35°	815.0	389.4	45.8	31.7	26.7	24.3	24.0	25.6	27.6	29.4	29.7
37.5°	827.4	343.3	41.3	28.7	23.8	21.6	21.3	23.2	25.2	27.4	27.9
40°	851.0	307.0	38.0	25.8	21.4	19.1	18.4	19.8	22.5	25.4	26.1
42.5°	881.7	277.1	34.4	22.9	19.1	15.9	15.0	16.6	19.5	22.5	23.4
45°	910.9	251.4	30.5	19.6	16.0	12.3	11.9	14.1	15.5	18.6	19.3
47.5°	926.9	228.7	27.0	16.0	12.4	9.9	9.9	10.5	11.9	15.5	16.2
50°	921.5	210.5	23.4	11.9	8.6	7.6	7.6	7.4	9.6	12.4	13.0
52.5°	910.7	200.0	20.2	9.2	5.9	5.4	4.9	5.4	6.7	7.9	8.1
55°	909.1	198.2	16.9	7.4	4.1	3.6	2.7	2.7	2.7	2.5	2.2
57.5°	921.7	201.1	14.2	5.9	3.1	2.3	1.4	0.0	0.0	0.0	0.0
60°	934.6	204.2	12.3	4.1	2.2	1.3	0.2	0.0	0.0	0.0	0.0
62.5°	913.0	197.3	10.3	2.5	1.6	0.5	0.0	0.0	0.0	0.0	0.0
65°	802.0	167.9	8.1	1.8	1.1	0.0	0.0	0.0	0.0	0.0	0.0
67.5°	570.5	112.4	5.4	1.1	0.2	0.0	0.0	0.0	0.0	0.0	0.0
70°	260.4	47.0	3.4	0.4	0.0	0.0	0.0	0.0	0.0	0.0	0.0
72.5°	55.7	14.6	2.3	0.0	0.0	0.0	0.0	0.0	0.0	0.0	0.0
75°	11.4	10.6	0.9	0.0	0.0	0.0	0.0	0.0	0.0	0.0	0.0
77.5°	3.6	16.8	0.0	0.0	0.0	0.0	0.0	0.0	0.0	0.0	0.0
80°	2.2	12.1	0.0	0.0	0.0	0.0	0.0	0.0	0.0	0.0	0.0
82.5°	0.4	1.8	0.0	0.0	0.0	0.0	0.0	0.0	0.0	0.0	0.0
85°	0.0	0.0	0.0	0.0	0.0	0.0	0.0	0.0	0.0	0.0	0.0
87.5°	0.0	0.0	0.0	0.0	0.0	0.0	0.0	0.0	0.0	0.0	0.0
90°	0.0	0.0	0.0	0.0	0.0	0.0	0.0	0.0	0.0	0.0	0.0

(END OF REPORT)